

Universal Dr_Copy

Universal Dr_Copy for MetaTrader 5. It copies forex positions and orders from any accounts. This program also has the ability to send screenshots to the Telegram bot.

MT5→MT5

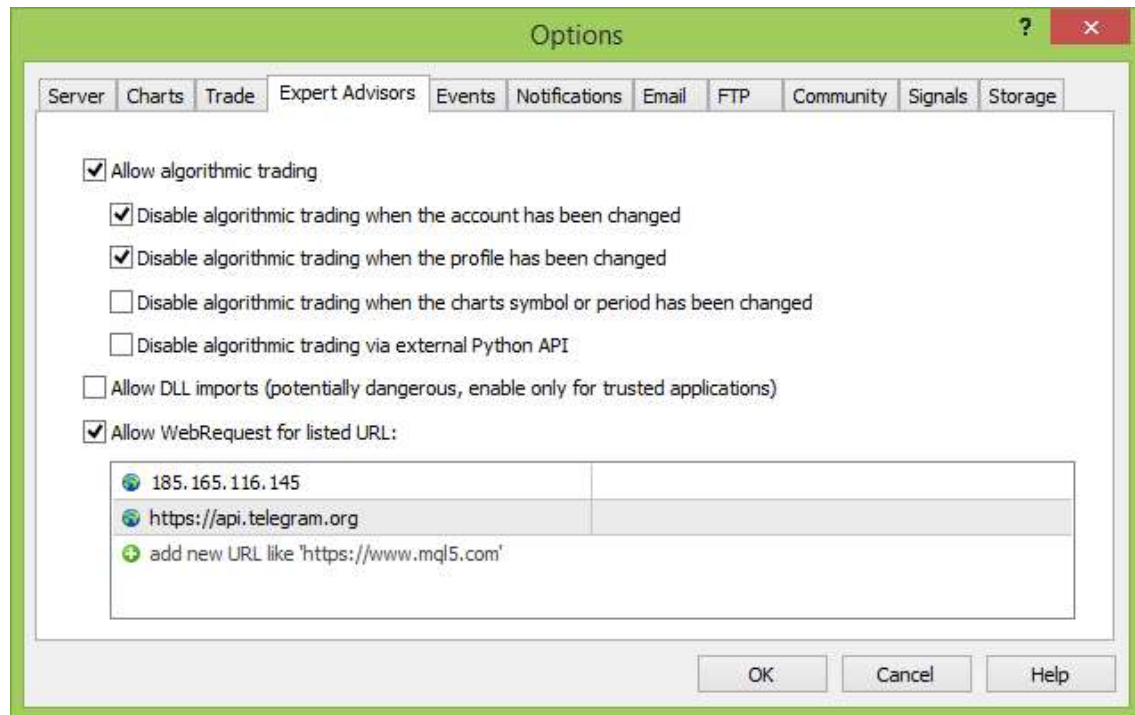
Instructions for installing and using the Universal Dr_copy:

Step1: Add the following link and IP to the path below

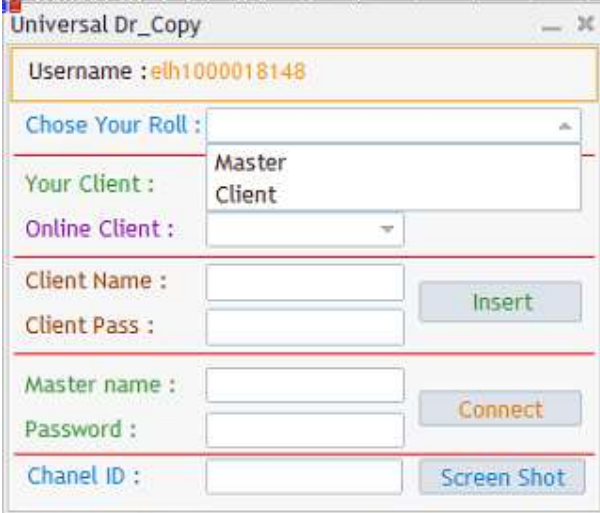
185.165.116.145

<https://api.telegram.org>

MT5/Tools/Options/Expert Advisors



Step2: Run the **Universal Dr_Copy** program and set master mode or client mode on the opened panel



The screenshot shows a window titled "Universal Dr_Copy" with the following fields and buttons:

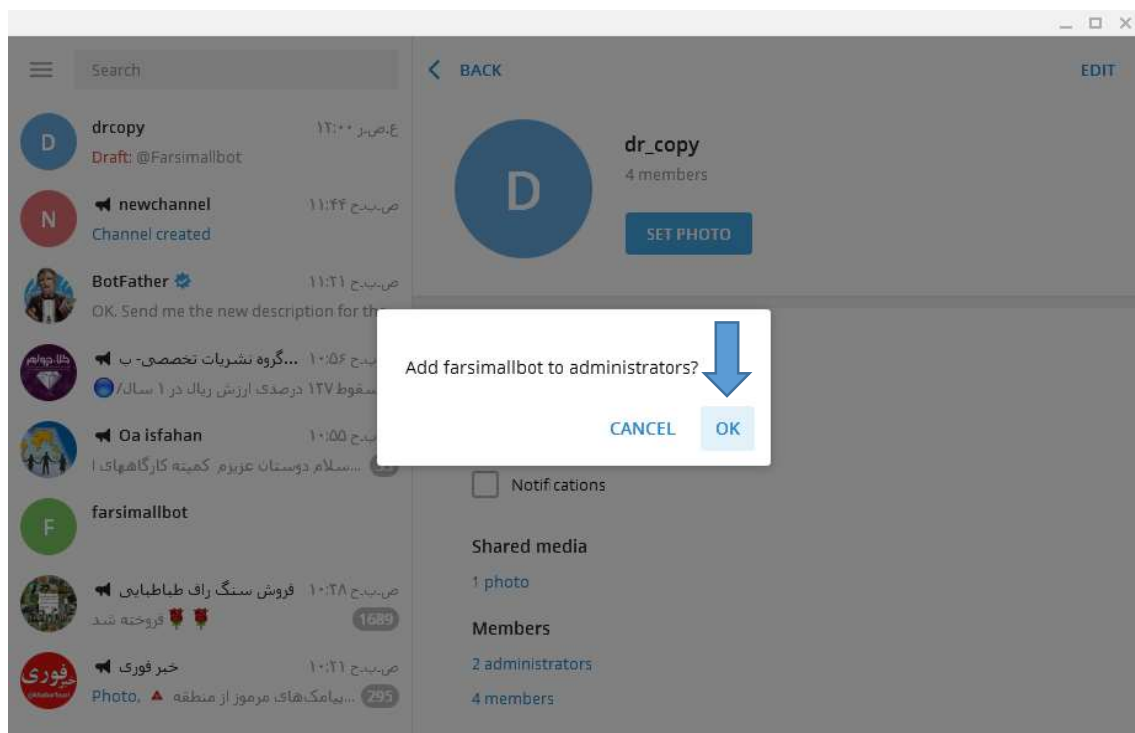
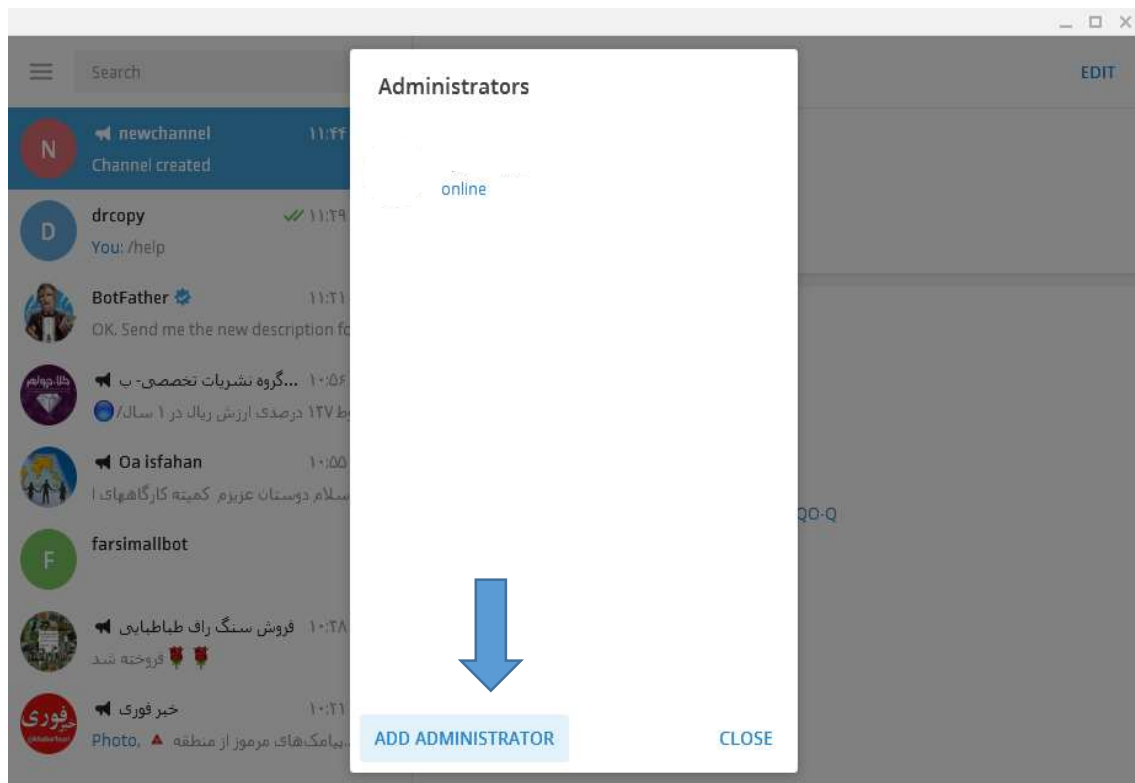
- Username : elh1000018148
- Chose Your Roll : [Dropdown menu]
- Your Client : [Dropdown menu with options: Master, Client]
- Online Client : [Dropdown menu]
- Client Name : [Text input] [Insert button]
- Client Pass : [Text input]
- Master name : [Text input] [Connect button]
- Password : [Text input]
- Chanel ID : [Text input] [Screen Shot button]

A: Master Setup

1-Set mode parameter to **Master** mode

2-Set the client account (insert or delete them)

3-If you want to use the ability to send screenshots in the Telegram channel First, you add the @Farsimallbot to your channel as an admin then Set the channel id and send a screen shot.



B: Client setup

1-Set mode parameter to **Client** mode

2-Set the master account name

3-If you want to use the ability to send screenshots in the Telegram channel First, you add the @Farsmallbot to your channel as an admin then Set the channel id and send a screen shot.

